

Student-Voice Video Worksheets: Charlotte

The following worksheets were designed to fit the needs of various grade levels and abilities. Multiple worksheets may be used for differentiation and/or scaffolding within your class as well. All of the photographs and visuals have alt text (a visual description that can be read by a screen reader). All documents can also be edited to fit the needs of your students. Please credit the One Out of Five: Disability History and Pride Project as you pass these materials on to colleagues. Additional feedback can be sent to oeoinfo@gov.wa.gov.

Multiple Choice with Visuals (page 2)

Multiple Choice (page 3)

Write and Draw (page 4)

Comprehension Questions (page 5)

Open Ended Questions (page 6)

Discussion Guide (page 7)

Charlotte Student-Voice Video

Multiple Choice with Visuals



Name: _____

Date: _____

1. Circle the kinds of adaptive equipment you saw Charlotte use at school:



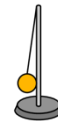
Wheelchair



Walker




Tablet




Tether Ball

2. How did Charlotte and her family and friends set up to cook? (check one)

They made step stools to reach cooking supplies 

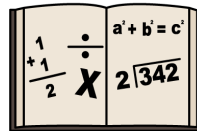
They made a cooking station they could reach from their wheelchairs 

They decided it was too hard to cook 

3. What are some things you and Charlotte both like?



Painting




Math



Cooking with family



Lunch with friends



Playing games at recess

Charlotte Student-Voice Video Multiple Choice



Name: _____

Date: _____

1. Circle the kinds of adaptive equipment you saw Charlotte use at school (circle all that apply):

Wheelchair

Walker

Tablet

Tether Ball

2. How did Charlotte and her family and friends set up to cook?

- A. They made step stools to reach cooking supplies
- B. They made a cooking station they could reach from their wheelchairs
- C. They decided it was too hard to cook

3. What are some things you and Charlotte both like? (circle all that apply)

Painting

Math

Cooking with family

Lunch with friends

Playing games at recess

Charlotte Student-Voice Video Write and Draw



Name: _____

Date: _____

What adaptive equipment does Charlotte use as school?

Charlotte Student-Voice Video Comprehension Questions



Name: _____

Date: _____

1. What adaptive equipment does Charlotte use at school?

2. How did Charlotte and her family and friends set up to cook?

3. What are some things you and Charlotte both like?

Charlotte Student-Voice Video Open Ended Questions



Name: _____

Date: _____

1. How does Charlotte's disability make her school experience different from other students? How is it similar to other students?

2. How does Charlotte make her environment more accessible at school?

3. How does Charlotte make her environment more accessible at home?

4. What do you and Charlotte have in common?

CHARLOTTE

DISCUSSION GUIDE

4TH GRADE

•
SHE/HER/HERS



Discussion Guide

1. What does Charlotte like to do at school?
2. How does Charlotte's disability make her school experience different from other students? How is it similar to other students?
3. How do Charlotte, her mom, and her adult friends in the video who are using wheelchairs make things easier for themselves?
4. What kinds of adaptive recess equipment does Charlotte use?
5. How does Charlotte get around by herself at school?
6. What is one new thing that you learned from this video?

Bio

Charlotte is 12 years old and in 4th grade. She lives in Seattle, WA and attends John Rogers Elementary School. She enjoys math and art classes at school. Charlotte likes to play tetherball at recess with adaptive equipment. She has a physical disability and uses a wheelchair. Charlotte likes to spend time with other students with disabilities at school during Lunch Bunch.